

## Assessment

The approach to assessment is less formal than in core subject disciplines. Assessment is ongoing based upon lots of conversation to discover intention and understanding, as well as looking at outcomes of the journey, process and end result. Each unit has a set of key questions as a form of summative assessment which teachers use to check children's understanding. Each child's outcome piece will provide the exit task for each unit.

At Oakmeadow, art and design learning is loved by teachers and pupils across school. Children use technical vocabulary accurately and pupils are expected to know, apply and understand the matters, skills and processes specified. Children will improve their enquiry skills and inquisitiveness about the world around them, and their impact through art and design on the world.

Children will become more confident in analysing their work and giving their opinion on their own and other works of art. Children will show competences in improving their resilience and perseverance by continually evaluating and improving their work.

All children will be able to speak confidently about their art and design work and their skills.

Guidance for teachers:

1. Complete the assessment grids for children who have met or have not met the objectives at the end of each unit.
2. Use the assessment questions, key statements of front cover sheets and assessment snippets from each unit to help you make these judgements.
3. Use the retrieval documents too to aid with judgements too.
4. Use initials to place children in the correct columns.
5. Stick the assessment questions at the end of each unit into sketchbooks for children to respond to.
6. For Ks1 you may type into the box for verbal responses and then stick into sketchbooks as a whole class but then complete the grids separately for each child.

## Year 1

Year 1	Met	Not met
Autumn 1 Drawing		
Autumn 2 Sculpture		
Spring 1 Collage		
Spring 2 Painting		
Summer 1 Printing		
Summer 2 Textiles		







## Assessment Questions

Year 1	Assessment Questions
<p>Autumn 1</p> <p>Drawing</p>	<p><b>Questions for assessment</b> ?</p> <p><b>What happens if</b> you mix media?</p> <p><b>What is the effect of pressure?</b></p> <p><b>What marks can you identify?</b></p> <p><b>What did you enjoy / dislike about this activity?</b></p> <p><b>What happens if</b> you change the size of the mark?</p> <p><b>What happens if</b> you use the side rather than the tip?</p> <p><b>Can you see where cross-hatching has been used?</b></p> <p><b>What would you do differently or change and why?</b></p> <p><b>Does it smudge?</b></p>
<p>Autumn 2</p> <p>Sculpture</p>	<p><b>Questions for assessment</b> ?</p> <p><b>What happens if</b> you pinch the clay?</p> <p><b>How do you change the surface from rough to smooth?</b></p> <p><b>Why is it important to push the decorations into the surface?</b></p> <p><b>Why is it easier to make big pebbles?</b></p> <p><b>What happens if</b> you build your inuksuk, starting with the smallest pebbles or blocks?</p> <p><b>How did you decide which materials to use?</b></p> <p><b>What is easier?</b> Building with boxes or stones?</p> <p><b>Which junk materials were most difficult to join?</b></p> <p><b>What are you most pleased with?</b></p> <p><b>What would you do to make improvements?</b></p>
<p>Spring 1</p> <p>Collage</p>	<p><b>Questions for assessment</b> ?</p> <p><b>What is easier,</b> cutting along curved or straight lines?</p> <p><b>Why did you select those colours for your background?</b></p> <p><b>How would the effect have been different if you had arranged the squares differently or used different colours?</b></p> <p><b>How is your picture similar / different to the work of Paul Klee?</b></p> <p><b>What is the difference between cutting and tearing paper?</b></p> <p><b>Which method do you prefer and why?</b></p> <p><b>What happens to the images when you paint over them with white paint?</b></p> <p><b>What has happened to the bright colours?</b></p> <p><b>Why does brushing water over the picture soften the colours?</b></p> <p><b>What do you like about your finished picture? What would you change?</b></p>
<p>Spring 2</p> <p>Painting</p>	<p><b>Questions for assessment</b> ?</p> <p><b>Can you name the different parts of a brush?</b></p> <p><b>What would you do differently next time?</b></p> <p><b>What did you like / dislike about the activity?</b></p> <p><b>What is meant by dip, dip dab and can you explain this method to a partner?</b></p> <p><b>How would you change or improve your work?</b></p> <p><b>Why do you feel that way?</b></p>
<p>Summer 1</p> <p>Printing</p>	<p><b>Questions for assessment</b> ?</p> <p><b>What happens if</b> you pull, push or drag an object over the surface of the paper?</p> <p><b>What effects can you create by overprinting?</b></p> <p><b>Which objects work best for reverse stenciling?</b></p> <p><b>How does your partner's printing compare to yours?</b></p> <p><b>What would you do differently next time?</b></p> <p><b>Which marks do you prefer and why?</b></p> <p><b>Why is it important to print with the lightest colour first?</b></p> <p><b>What happens if you press your relief block gently / firmly?</b></p> <p><b>What did you find easy / difficult about the stenciling process?</b></p>
<p>Summer 2</p> <p>Textiles</p>	<p><b>Questions for assessment</b> ?</p> <p><b>How have you created a textured surface?</b></p> <p><b>What would have happened if you had used thicker fabric?</b></p> <p><b>What would change if you used different colour combinations?</b></p> <p><b>How are the marks made by wet chalk different to the marks made by dry chalk?</b></p> <p><b>Which techniques did you prefer?</b></p> <p><b>Which techniques have you used in your portrait?</b></p> <p><b>How have you created texture in your work?</b></p> <p><b>Why does it feel different drawing on fabric instead of paper?</b></p> <p><b>What do you like about your portrait?</b></p> <p><b>What would you like to improve?</b></p>

## Year 2

Year 2	Met	Not met
Autumn 1 Painting and Colour		
Autumn 2 Sculpture		
Spring 1 Drawing		
Spring 2 Textiles and Callage		
Summer 1 Printmaking		
Summer 2 Drawing and Collage		

## Assessment Questions

Year 2	Assessment Questions	
Autumn 1 Painting and Colour	<p><b>Questions for assessment</b> </p> <p><b>What happens</b> if you change the size, shape or direction of marks you make?      <b>What happens</b> if you use different media in the same piece?</p> <p><b>How effective</b> was the drawing tool you made?      <b>Why</b> was / wasn't your drawing tool effective?</p> <p><b>What</b> would you do differently next time?      <b>How</b> would you change or improve your work?</p>	
Autumn 2 Sculpture	<p><b>Questions for assessment</b> </p> <p><b>What</b> colours and patterns do you notice in the painting?      <b>What</b> happens if you do not fold and twist the paper enough / too much?</p> <p><b>What</b> medium has been used?      <b>Which</b> part of the construction was most difficult?</p> <p><b>Which</b> symbols are repeated?      <b>How</b> did you overcome the difficulties?</p> <p><b>How</b> can you make larger dots? Smaller dots?      <b>Was</b> it easier or harder to paint with dots on a 3D form?</p> <p><b>How</b> can you make paper three-dimensional?      <b>Which</b> are your favourite fish and why?</p>	
Spring 1 Drawing	<p><b>Questions for assessment</b> </p> <p><b>What happens</b> if you use the mark making tools in a different way?      <b>What happens</b> if you change the size, shape or direction of marks you make?</p> <p><b>What happens</b> if you use different media in the same piece?      <b>Why</b> did you choose to use that media?</p> <p><b>How</b> would you change or improve your work?      <b>What</b> would you do differently next time?</p> <p><b>What</b> did you like / dislike about the activity?      <b>Why</b> do you feel that way?</p> <p><b>What</b> did you find challenging / easy?      <b>What</b> do you like / dislike about your artwork?</p>	
Spring 2 Textiles and Collage	<p><b>Questions for assessment</b> </p> <p><b>What</b> happens if you dribble paint onto a surface and use your fingers instead of a paintbrush?      <b>Why</b> did you select those images for your collage?</p> <p><b>How</b> does drawing with wet chalk compare with drawing with dry chalk?      <b>What</b> effects could you create if you added stitching or paint to your collage?</p> <p><b>Why</b> did you select those particular objects and materials?      <b>Do</b> you like the work of Katie Vernon and Matisse? Give reasons.</p> <p><b>What</b> different effects would you have achieved if you had used fewer colours?      <b>How</b> would your picture have been different if you had used a printed or patterned background?</p> <p><b>What</b> textures can you see and what textures can you feel?      <b>How</b> would you like to change your work?</p>	
Summer 1 Printmaking	<p><b>Questions for assessment</b> </p> <p><b>Why</b> might a print be incomplete?      <b>What</b> did you find easy / difficult about the printing you have done?</p> <p><b>What</b> happens if the surface of a printing block is not level?      <b>How</b> does your print compare to your partner's?</p> <p><b>How</b> can you make a print darker or lighter?      <b>What</b> would you do differently next time?</p> <p><b>How</b> did you create a symmetrical pattern?      <b>Which</b> do you prefer – printing with a block or natural objects?</p> <p><b>How</b> would you describe the work of William Morris?      <b>What</b> advice would you give about how to make prints clear?</p>	
Summer 2 Drawing and Collage	<p><b>Questions for assessment</b> </p> <p><b>How</b> can you achieve darker tones using a pencil?      <b>What</b> is a tint?</p> <p><b>How</b> many different types of marks can you make with a pencil?      <b>What</b> is collage?</p> <p><b>What</b> other drawing tools can you use to make marks? How do the marks differ from those made with pencil?      <b>What</b> does contrast mean?</p> <p><b>What</b> is cross-hatching and stippling?      <b>How</b> have your drawing and collage skills improved?</p> <p><b>How</b> can you make a drawing appear three-dimensional?      <b>How</b> have you created different forms and textures using collage materials?</p>	

## Year 3

Year 3	Met	Not met
Autumn 1 Painting and Colour		
Autumn 2 Sculpture		
Spring 1 Drawing and painting		
Spring 2 Printmaking		
Summer 1 Textiles and Collage		
Summer 2 Painting and Printmaking		







## Assessment Questions


Year 3	Assessment Questions	
Autumn 1 Painting and Colour	<p><b>Questions for assessment</b> ?</p> <p><b>What</b> happens if you add drops of darker paint to a watery wash?      <b>How</b> does overlapping shapes or the arrangement of cut-out shapes affect the negative space?</p> <p><b>What</b> does gradient mean?      <b>What</b> does contrast mean?</p> <p><b>What</b> is positive and negative space?      <b>What</b> happens if the object in the foreground is as colourful as the background?</p> <p><b>How</b> can you create a gradient of colour, going from light to dark?      <b>What</b> effect can you achieve by using the same groups of colours in the foreground and the background?</p> <p><b>Which</b> technique of applying paint did you think was most effective?      <b>How</b> would you adapt, develop or improve your work?</p>	
Autumn 2 Sculpture	<p><b>Questions for assessment</b> ?</p> <p><b>What</b> happens if you group objects closely together?      <b>Why</b> is it important to use thicker wire for the legs of the insect?</p> <p><b>How</b> can you create a regular pattern rather than a random design?      <b>What</b> techniques have you used to assemble and attach the body parts of the insect?</p> <p><b>Why</b> is it important to work quickly?      <b>Which</b> part of your work are you particularly proud of?</p> <p><b>What</b> happens if you only wipe a small amount of metallic paint off the surface?      <b>Which</b> parts of the insect were most tricky to construct?</p>	
Spring 1 Drawing and painting	<p><b>Questions for assessment</b> ?</p> <p><b>What happens</b> if you use the mark making tools in a different way?      <b>What happens</b> if you change the size, shape or direction of marks you make?</p> <p><b>What did you</b> do to create a different tint?      <b>Explain</b> to someone else how to change the tint of a colour.</p> <p><b>What happens</b> if you use different media in the same piece?      <b>What</b> did you find challenging / easy?</p> <p><b>What</b> would you do differently next time?      <b>How</b> would you change or improve your work?</p> <p><b>What</b> do you like / dislike about your artwork?      <b>Why</b> do you feel that way?</p>	
Spring 2 Printmaking	<p><b>Questions for assessment</b> ?</p> <p><b>What happens</b> if you use the mark making tools in a different way?      <b>Does</b> the surface of the paper make a difference to how the print appears?</p> <p><b>What happens</b> if you print on top of a previous mark?      <b>What happens</b> if you rotate the printing block?</p> <p><b>Which</b> method of printing do you prefer and why?      <b>How</b> would you describe the work of Neil Bousfield?</p> <p><b>What</b> did you find challenging / easy?      <b>How</b> would you change or improve your work?</p> <p><b>What</b> do you like / dislike about your artwork?      <b>Why</b> do you feel that way?</p>	
Summer 1 Textiles and Collage	<p><b>Questions for assessment</b> ?</p> <p><b>What</b> happens when water is added to water-based pens?      <b>What</b> would happen if you added paint to your mandala design?</p> <p><b>What</b> pigments are revealed from green or orange marks when water is added?      <b>What</b> effect would overlapping the paper have made to your design?</p> <p><b>Why</b> are different colours created when primary colours 'bleed' into each other?      <b>How</b> would you improve your work?</p> <p><b>Which</b> secondary colours were created when primary colours merged together?      <b>How</b> is your work similar or different to your partner's?</p> <p><b>How</b> have you created a mosaic effect in your mandala design?      <b>What</b> would you do differently next time?</p>	
Summer 2 Painting and Printmaking	<p><b>Questions for assessment</b> ?</p> <p><b>What</b> is an impressed stamp?      <b>How</b> easy / difficult was it to work as a group?</p> <p><b>What</b> is the difference between printing and painting?      <b>Which</b> parts were easy / difficult?</p> <p><b>How</b> did you decide on the design of your stamp?      <b>Did</b> everyone contribute and take turns?</p> <p><b>How</b> did you make your stamp?      <b>What</b> would you do differently next time and why?</p> <p>      <b>How</b> could you improve the way you work as a team?</p> <p><b>Questions for assessment</b> ?</p> <p><b>Which</b> painting techniques did you choose and why?      <b>How</b> clear are your prints?</p> <p><b>What</b> is a hue?      <b>What</b> could you do to make your prints clearer?</p> <p><b>What</b> is a secondary colour? Give an example.      <b>How</b> did you create a textured surface for the tree bark?</p> <p><b>Which</b> painting technique is most effective at creating a textured effect?      <b>How</b> do you make shades of brown?</p>	

## Year 4

Year 4	Met	Not met
Autumn 1 Drawing		
Autumn 2 Painting		
Spring 1 Printmaking and Textiles		
Spring 2 Sculpture and Collage		
Summer 1 Painting		
Summer 2 Drawing and Textiles		

## Assessment Questions

Year 4	Assessment Questions	
Autumn 1 Drawing	<p><b>Questions for assessment</b> </p> <p><b>What happens</b> if you use the mark making tools in a different way?      <b>What happens</b> if you change the size, shape or direction of marks you make?</p> <p><b>What happens</b> if you use different media in the same piece?      <b>What</b> did you find challenging / easy?</p> <p><b>What</b> would you do differently next time?      <b>How</b> would you change or improve your work?</p> <p><b>What</b> did you like / dislike about the activity?      <b>Why</b> do you feel that way?</p> <p><b>What</b> do you like / dislike about your artwork?      <b>Why</b> do you feel that way?</p>	
Autumn 2 Painting	<p><b>Questions for assessment</b> </p> <p><b>Are there similarities</b> between your finished painting and the works of O’Keeffe or Fisher?</p> <p><b>Can you</b> explain what overworking is?      <b>What happened</b> where you used overworking?</p> <p><b>What happens</b> if you change the size, shape or direction of marks you make?      <b>Can you</b> give instructions on how to create secondary and tertiary colours?</p> <p><b>What</b> did you find challenging / easy?      <b>How</b> would you change or improve your work?</p> <p><b>What</b> do you like / dislike about your artwork?      <b>Why</b> do you feel that way?</p>	
Spring 1 Printmaking and Textiles	<p><b>Questions for assessment</b> </p> <p><b>What</b> happens if fabric is not tied securely before dye is applied?      <b>What</b> adjustments can be made to get a clearer print?</p> <p><b>How</b> would the colours react if dye was applied to wet fabric?      <b>What</b> patterns can be made by rotating the printing block?</p> <p><b>Why</b> do some areas of fabric remain white?      <b>Why</b> might a print be unclear?</p> <p><b>What</b> effects are created if you weave using different materials?      <b>Which</b> techniques do you enjoy?</p> <p><b>What</b> would you do differently next time?</p>	
Spring 2 Sculpture and Collage	<p><b>Questions for assessment</b> </p> <p><b>Which</b> complementary colours produce the most effective illusion of movement?      <b>How</b> do Giacometti’s figures compare with those you created in Lesson 1?</p> <p><b>What</b> would happen if you used wider borders of colour around your figure?      <b>How</b> is your 3D figure similar to those made by Giacometti?</p> <p><b>Why</b> is it important to use correct proportions when you are drawing figures?      <b>How</b> did you depict a particular movement or action in your sculpture?</p> <p><b>What</b> happens if you don’t use correct proportions?      <b>What</b> would you improve or do differently next time?</p> <p><b>What</b> happens if you use thick strips of coloured paper on your 3D wire form?</p>	
Summer 1 Painting	<p><b>Questions for assessment</b> </p> <p><b>What</b> is a tint?      <b>Which</b> is easier: making a colour lighter or darker?</p> <p><b>How</b> do you change the tone of a colour?      <b>Which</b> colours did you find the most difficult to create?</p> <p><b>What</b> is the difference between a tone and a shade?      <b>How</b> could you improve your work?</p>	
Summer 2 Drawing and Textiles	<p><b>Questions for assessment</b> </p> <p><b>What</b> is cross-hatching?      <b>What</b> are the common motifs in traditional henna designs?</p> <p><b>What</b> is a contour line?      <b>Which</b> type of drawing tool did you select and why?</p> <p><b>How</b> can you make thick marks with a pencil?      <b>How</b> is your henna design similar / different to the examples you have studied?</p> <p><b>How</b> can you make fine, delicate lines with a pencil?      <b>How</b> could you improve your work?</p> <p><b>What</b> did you find easy / difficult about drawing hands?</p>	

	<p><b>Questions for assessment</b> </p> <p><b>What</b> happens if you make very large stitches?</p> <p>Is it easier to stitch straight or curved lines?</p> <p><b>What</b> is a fern stitch?</p> <p><b>How</b> have you included a fern stitch in your design?</p>	<p><b>How</b> can you ensure there is contrast between the felt and the stitches?</p> <p><b>What</b> changes or improvements would you make to your work?</p>
--	---	---

## Year 5

Year 5	Met	Not met
Autumn 1 Painting and Drawing		
Autumn 2 Sculpture		
Spring 1 Painting		
Spring 2 Textiles and Collage		
Summer 1 Printmaking		
Summer 2 Printmaking and textiles		

Assessment Questions

Year 5	Assessment Questions	
<p><b>Autumn 1</b> Painting and Drawing</p>	<p><b>Questions for assessment</b> ?</p> <p>Can you explain the term <i>subtractive drawing</i> to a friend?      <b>What</b> do you like or dislike about this method of mark making?</p> <p><b>What</b> is chroma?      <b>How</b> would you describe the artwork of Hundertwasser?</p> <p><b>What</b> do you like / dislike about your artwork?      <b>Why</b> do you feel that way?</p> <p><b>What</b> did you find challenging / easy?      <b>How</b> would you change or improve your work next time?</p>	
<p><b>Autumn 2</b> Sculpture</p>	<p><b>Questions for assessment</b> ?</p> <p><b>Why</b> is it important not to allow the paper to wrinkle when you apply it to the armature?      <b>What</b> did you find difficult about adding your decoration to the clay slab?</p> <p><b>What</b> is different about the finished bowls?      <b>What</b> happens if you roll out the clay too thinly?</p> <p><b>How</b> does light affect the colours used in the tissue bowl?      <b>How</b> do you make braids or twists from clay?</p> <p><b>What</b> would happen if you used complementary colours?      <b>What</b> effects did you create by using two colours of clay?</p> <p><b>Why</b> is it important to score the surface of the clay when joining pieces?      <b>What</b> would you do differently next time?</p>	
<p><b>Spring 1</b> Painting</p>	<p><b>Questions for assessment</b> ?</p> <p><b>What</b> is the difference between watercolour paint and poster paint?      <b>Would</b> you get the same results if you added salt to watercolour paint that has dried?</p> <p><b>What</b> happens when you add salt to a surface of wet watercolour?      <b>Which</b> colours produce the most noticeable effects?</p> <p><b>Why</b> are salt crystals used ?      <b>What</b> adjectives would you use to describe the impressions left by the salt crystals?</p> <p><b>What</b> does absorb mean?</p>	
<p><b>Spring 2</b> Textiles and Collage</p>	<p><b>Questions for assessment</b> ?</p> <p><b>How</b> did you recreate the texture and lines found in bark?      <b>What</b> did you find easy or difficult when weaving with raffia?</p> <p><b>What</b> different effects can you create by tearing and overlapping strips of paper?      <b>How</b> have you used fabric to represent the texture of natural objects?</p> <p><b>How</b> is the effect different when you cut strips and leave gaps between them?      <b>Have</b> you used the appliqué successfully to create a tactile surface?</p> <p><b>How</b> do you make beads from paper?      <b>How</b> would you improve your work further?</p> <p><b>Why</b> is it important to start with the wide end of the paper when winding paper to make beads?      <b>Which</b> techniques do you feel less confident about?</p>	
<p><b>Summer 1</b> Printmaking</p>	<p><b>Questions for assessment</b> ?</p> <p><b>What</b> materials are needed for making a reduction print?      <b>Why</b> is the lightest colour applied first?</p> <p><b>Why</b> should the incision not go all the way through the foam block?      <b>What would happen</b> if a block wasn't cleaned after use?</p> <p><b>What would happen</b> if new incisions weren't made but a new ink colour applied?      <b>What</b> would a printmaker have to do if they wanted to use a fourth colour?</p> <p><b>What</b> did you like / dislike about the activity? <b>Why</b> do you feel this way?      <b>What</b> did you find challenging / easy?</p> <p><b>What</b> would you do differently next time?</p>	
<p><b>Summer 2</b> Printmaking and textiles</p>	<p><b>Questions for assessment</b> ?</p> <p><b>What</b> is reduction printing?      <b>Why</b> is it important not to overload the roller with ink?</p> <p><b>What</b> does thumbnail sketch mean?      <b>What</b> happens if you don't apply an even coat of ink to the printing tile?</p> <p><b>What</b> is an incision?      <b>How</b> would not cleaning and drying the printing tile affect the quality of the prints produced?</p> <p><b>How</b> is making an incision different to drawing?      <b>Why</b> is it important to print with the lightest shade of colour first?</p> <p><b>Which</b> steps in the reduction printing process are most important to remember?      <b>How</b> do you attach items such as beads and buttons securely to fabric?</p> <p><b>How</b> is printing on fabric different to printing on paper?      <b>What</b> does embellishment mean?</p> <p><b>How</b> can you ensure that you achieve a clear print?      <b>Which</b> types of stitches have you used to add decorative detail to your hand? Explain your methods and choices.</p> <hr/> <p><b>Questions for assessment</b> ?</p> <p><b>What</b> is cross-hatching?      <b>What</b> are the common motifs in traditional henna designs?</p> <p><b>What</b> is a contour line?      <b>Which</b> type of drawing tool did you select and why?</p> <p><b>How</b> can you make thick marks with a pencil?      <b>How</b> is your henna design similar / different to the examples you have studied?</p> <p><b>How</b> can you make fine, delicate lines with a pencil?      <b>How</b> could you improve your work?</p> <p><b>What</b> did you find easy / difficult about drawing hands?</p>	

Year 6

Year 6	Met	Not met
Autumn 1 Drawing		
Autumn 2 Painting and Collage		
Spring 1 Printmaking and Textiles		
Spring 2 Sculpture		
Summer 1 Painting		
Summer 2 Drawing and Textiles		

Assessment Questions

Year 6	Assessment Questions	
<p><b>Autumn 1</b> <b>Drawing</b></p>	<p><b>Questions for assessment</b> ?</p> <p><b>Explain</b> how you have used shape and form in your portrait work.      <b>Describe</b> how you have used colour.</p> <p><b>Identify</b> where you have used texture.      <b>Indicate</b> where you have used line and intentionally changed marks.</p> <p><b>What happens if</b> you use the mark making tools in a different way?      <b>What happens if</b> you change the size, shape or directions of the marks you make?</p> <p><b>What happens if</b> you use different media in the same piece?      <b>What</b> do you like / dislike about your artwork?</p> <p><b>What</b> did you like / dislike about the activity?      <b>Why</b> do you feel that way?</p> <p><b>What</b> did you find challenging / easy?      <b>How</b> would you change or improve your work?</p>	
<p><b>Autumn 2</b> <b>Painting and Collage</b></p>	<p><b>Questions for assessment</b> ?</p> <p><b>What happens if</b> you use different media in the same piece?      <b>Why</b> is the weight or thickness of a material used in collage important to consider?      <b>How can the texture</b> of a material be used to enhance an image?</p> <p><b>What effect</b> do the black lines make in cubism?      <b>Why</b> is tissue paper used to show colour change?      'The images in the picture weren't balanced' – <b>what does this mean?</b></p> <p><b>Where</b> has the artist <i>superimposed</i> something?      <b>What do you like or dislike</b> about cubism and why?      <b>What</b> did you like / dislike about the activity and why?</p> <p><b>How</b> would you change or improve your work?      <b>What</b> did you find challenging / easy?      <b>What</b> would you do differently next time?</p>	
<p><b>Spring 1</b> <b>Printmaking and Textiles</b></p>	<p><b>Questions for assessment</b> ?</p> <p><b>What</b> does perspective mean?      <b>What</b> would happen if you used a very sharp pencil to draw your image onto the polystyrene block?</p> <p><b>How</b> do you draw objects in perspective?      <b>How</b> have negative shapes been created in your repeated print?</p> <p><b>What</b> do the words horizontal, vertical and diagonal mean?      <b>What</b> improvements could be made?</p> <p><b>Why</b> might a print appear smudgy or blurred?      <b>What</b> did you find easy / difficult about the batik method?</p> <p><b>What</b> happens if you print with the darkest colour first?      <b>What</b> advice would you give someone who has not tried this method before?</p>	
<p><b>Spring 2</b> <b>Sculpture</b></p>	<p><b>Questions for assessment</b> ?</p> <p><b>How</b> have you applied the tissue paper to create a specific design or pattern?      <b>Which</b> tissue bowls do you prefer and why?</p> <p><b>What</b> do you hope your bowl will look like once the armature is removed?      <b>How</b> was the acetate sheet transformed when it was heated?</p> <p><b>What</b> happens if you apply lots of the starch mixture to the filter paper?      <b>What</b> happens when more heat is added to certain areas of the sheet? <b>What</b> happens when less heat is added?</p> <p><b>How</b> will using different armatures affect the forms created?      <b>What</b> decisions did you make about the positioning of your different forms?</p> <p><b>Why</b> do the designs and colours 'bleed' into each other?      <b>What</b> improvements would you make?</p>	
<p><b>Summer 1</b> <b>Painting</b></p>	<p><b>Questions for assessment</b> ?</p> <p><b>What</b> does depth mean?      <b>When</b> painting water, why should you use horizontal brushstrokes?</p> <p><b>How</b> does oil react with watercolour?      <b>How</b> can you create the impression that a fish is nearer to the surface of the water than another?</p> <p><b>What</b> does resist mean?      <b>How</b> can you recreate the reflective and translucent qualities of water, using paint?</p> <p><b>How</b> can you use brushstrokes and colour to give the impression of movement in water?      <b>What</b> changes would you make to your work and why?</p>	
<p><b>Summer 2</b> <b>Drawing and Textiles</b></p>	<p><b>Questions for assessment</b> ?</p> <p><b>How</b> many different ways can you create areas of shading, using a pencil?      <b>What</b> details, textures and patterns can you see on the surface of the hand?</p> <p><b>Which</b> grade of pencil would you use to draw fine details?      <b>What</b> techniques can you use to represent these?</p> <p><b>Can</b> you describe the structure of the hand?      <b>Have</b> you drawn the proportions of the hand correctly?</p> <hr/> <p><b>Questions for assessment</b> ?</p> <p><b>What</b> is batik?      <b>What</b> does resist mean?</p> <p><b>What</b> is a tjanting tool?      <b>What</b> effects can be achieved by adding more than one layer of wax and colour to fabric?</p> <p><b>How</b> is a tjanting tool used?      <b>Which</b> samples are you most pleased with and <b>why</b>?</p> <p><b>How</b> can you create small, fine marks using melted wax?</p> <hr/> <p><b>Questions for assessment</b> ?</p> <p><b>How</b> can you create fine lines with wax?      <b>How</b> should you hold the tjanting tool to maintain more control?</p> <p><b>Why</b> is it important to start with the lightest shade of colour first?      <b>What</b> colour combinations have you used and why?</p> <p><b>What</b> effects can be created by now scratching all of the wax off the fabric?      <b>Have</b> you achieved a clear and well-defined pattern or design?</p> <p><b>What</b> would you do differently next time?</p>	